

# OPTO 22

## DATA SHEET

Form 515-040506

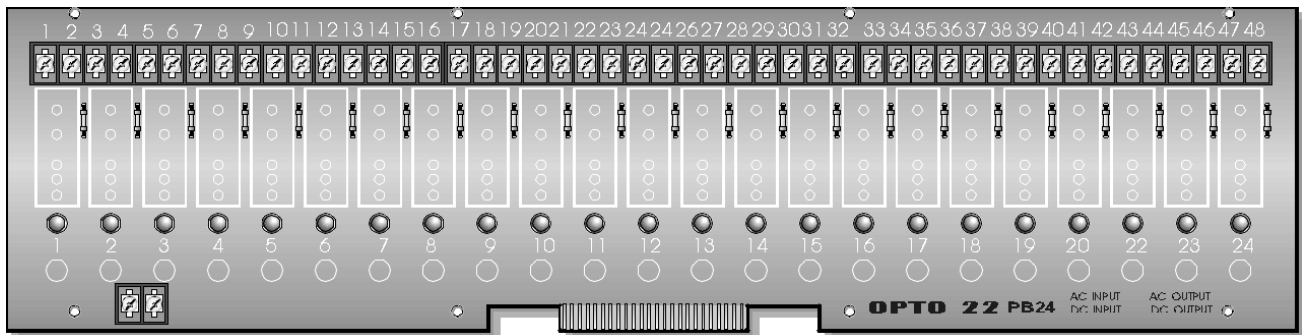
# RACKS CLASSIC STANDARD DIGITAL

page 1/4

### Description

The PB24 I/O mounting rack can accommodate up to 24 single-channel Opto 22 standard (Generation 1) I/O modules. The PB24 I/O mounting rack uses a 50-pin card edge connector for interface to computer parallel I/O ports via a 50-conductor ribbon cable.

Part Number	Description
PB24	24-Channel I/O Mounting Rack



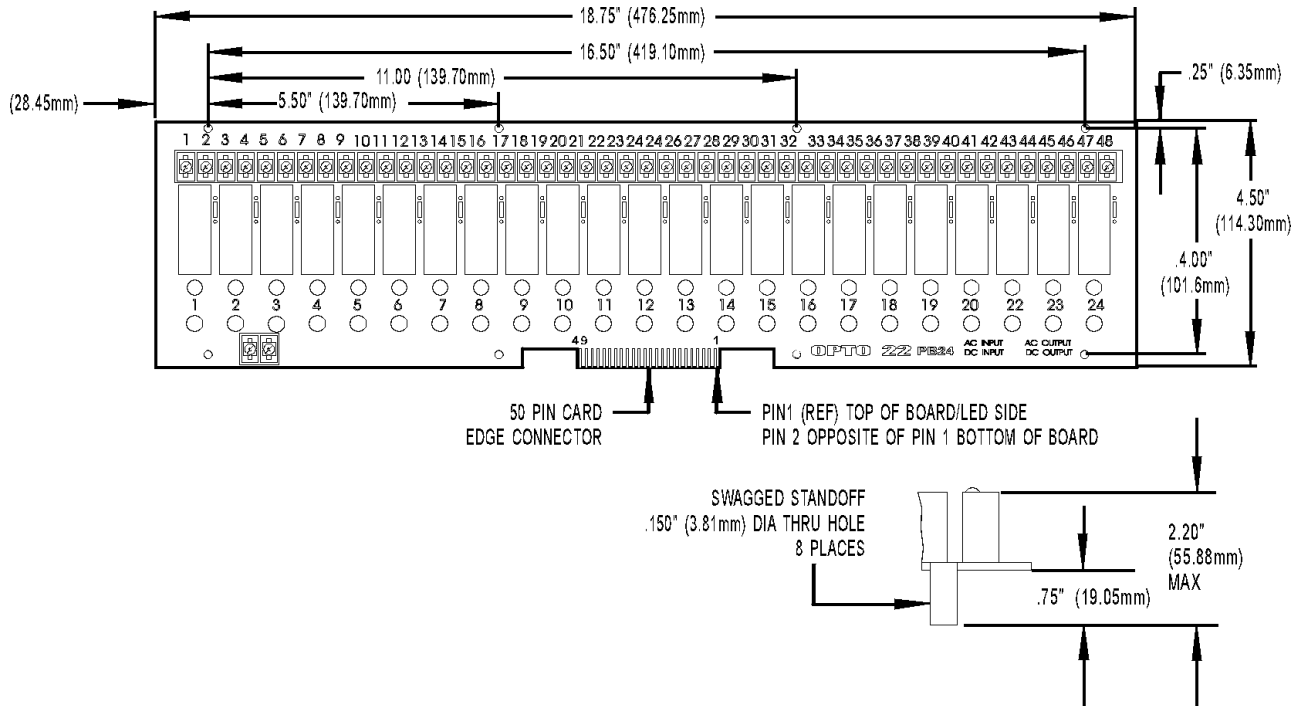
Form 515-040506

### Specifications

#### General Specifications

Operating Temperature	0° to 70° C 95% relative humidity Non-condensing
Interface Connector Field Logic	6-32 Screw Terminals 50-conductor edge card connector
Compatible I/O Module Family	Standard (Generation 1)

### Dimensions



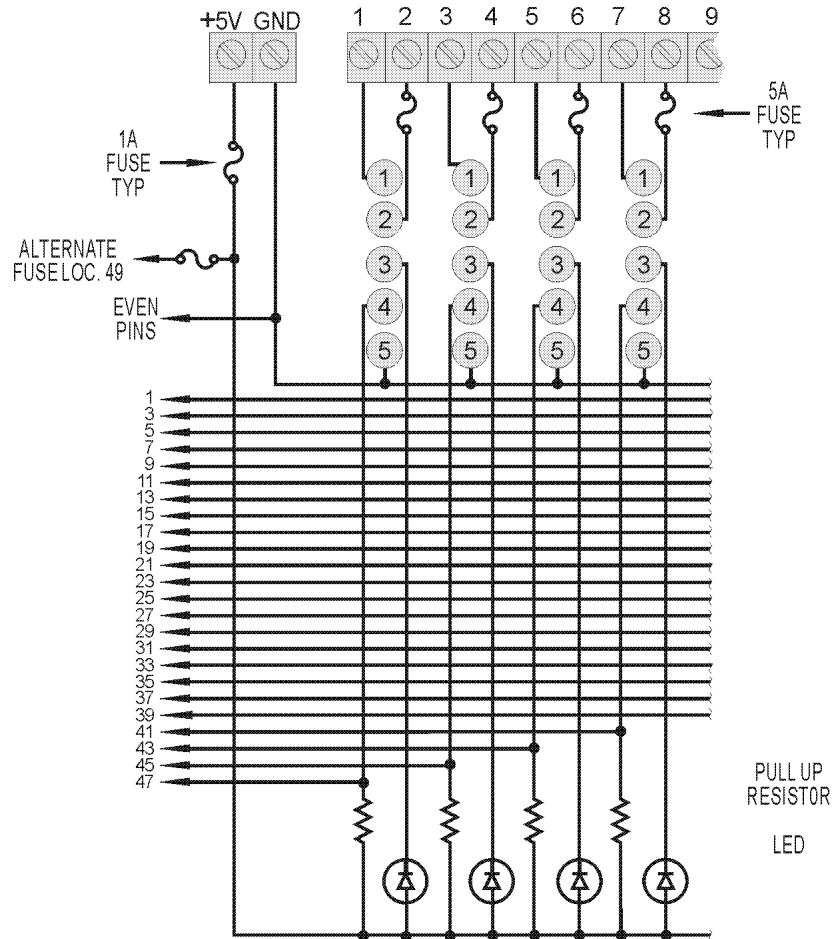
### Connections

Module Position	Control (Edge Connector)	Field (Terminal Strip)
0	47	1 & 2
1	45	3 & 4
2	43	5 & 6
3	41	7 & 8
4	39	9 & 10
5	37	11 & 12
6	35	13 & 14
7	33	15 & 16
8	31	17 & 18
9	29	19 & 20
10	27	21 & 22
11	25	23 & 24
12	23	25 & 26
13	21	27 & 28
14	19	29 & 30
15	17	31 & 32
16	15	33 & 34
17	13	35 & 36
18	11	37 & 38
19	9	39 & 40
20	7	41 & 42
21	5	43 & 44
22	3	45 & 46
23	1	47 & 48

#### NOTES:

1. Even pins on control connector are connected by etch to common.
2. +VCC and return connected to two-point terminal strips marked "+5V" and "GND".
3. At each module position on the field terminal strip, the lower number is always connected to pin 1 of the I/O module.
4. Odd pins are on the top of the board (LED side). Even pins are on the bottom.

### Schematics



## Products

Opto 22 produces a broad array of reliable, flexible hardware and software products for industrial automation, remote monitoring, enterprise data acquisition, and machine-to-machine (M2M) applications.

## SNAP Ethernet Systems

Based on the Internet Protocol (IP), SNAP Ethernet systems offer flexibility in their network connectivity and in the software applications they work with. The physical network may be a wired Ethernet network, a cellular wireless network, or a modem. A wide variety of software applications can exchange data with SNAP Ethernet systems, including:

- Opto 22's own ioProject™ suite of control and HMI software
- Manufacturing resource planning (MRP), enterprise management, and other enterprise systems
- Human-machine interfaces (HMIs)
- Databases
- Email systems
- OPC client software
- Custom applications
- Modbus/TCP software and hardware.



SNAP Ethernet system hardware consists of controllers and I/O units. Controllers provide central control and data distribution. I/O units provide local connection to sensors and equipment.

## SNAP OEM Systems

Opto 22 SNAP OEM I/O systems are highly configurable, programmable processors intended for OEMs, IT professionals, and others who need to use custom software with Opto 22 SNAP I/O modules.

Linux® applications running on these systems can read and write to analog, simple digital, and serial I/O points on SNAP I/O modules using easily implemented file-based operations. Applications can be developed using several common development tools and environments, including C or C++, Java, and shell scripts.



## M2M Systems

Machine-to-machine (M2M) systems connect your business computer systems to the machines, devices, and environments you want to monitor, control, or collect data from. M2M systems often use wireless cellular communications to link remote facilities to central systems over the Internet, or to provide monitoring and control capability via a cellular phone.

Opto 22's Nvio™ systems include everything you need for M2M—interface and communications hardware, data service plan, and Web portal—in one easy-to-use package.

## Opto 22 Software

Opto 22's ioProject and FactoryFloor® software suites provide full-featured and cost-effective control, HMI, and OPC software to power your Opto 22 hardware. These software applications help you develop control automation solutions, build easy-to-use operator interfaces, and expand your manufacturing systems' connectivity.



## Quality

In delivering hardware and software solutions for worldwide device management and control, Opto 22 retains the highest commitment to quality. We do no statistical testing; each product is made in the U.S.A. and is tested twice before leaving our 160,000 square-foot manufacturing facility in Temecula, California. That's why we can guarantee solid-state relays and optically-isolated I/O modules *for life*.

## Other Resources

- OptoInfo CDs
- Custom integration and development
- Hands-on customer training classes.



## About Opto 22

Opto 22 manufactures and develops hardware and software products for industrial automation, remote monitoring, enterprise data acquisition, and machine-to-machine (M2M) applications. Using standard, commercially available Internet, networking, and computer technologies, Opto 22's input/output and control systems allow customers to monitor, control, and acquire data from all of the mechanical, electrical, and electronic assets that are key to their business operations. Opto 22's products and services support automation end users, OEMs, and information technology and operations personnel.

Founded in 1974 and with over 85 million Opto 22-connected devices deployed worldwide, the company has an established reputation for quality and reliability.